

# Passat

## Fitting Locations

**No. 208 / 1**

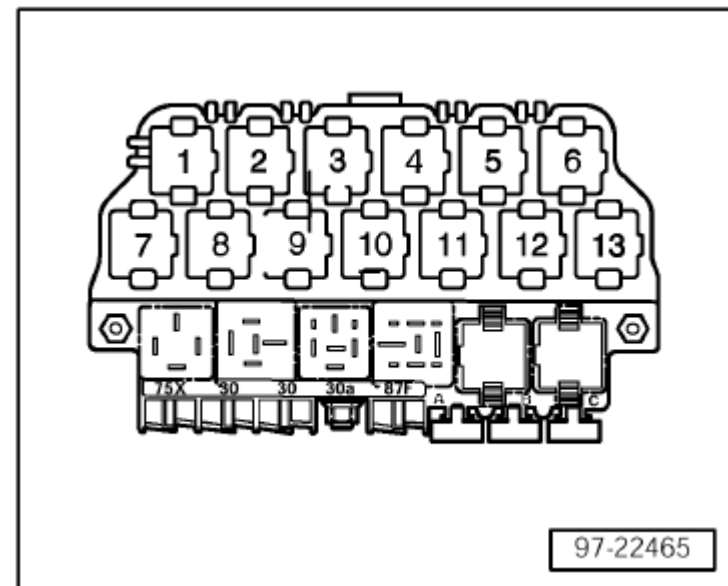
Edition 02.2007

## Relay and fuse assignment

From May 2002

### Relay locations on 13 position additional relay carrier above relay plate

- 1 - Radiator fan relay - air conditioner (373)
- 2 - Solar roof relay (79)
- 3 - Magnetic clutch relay (267); Magnetic clutch relay (384)
- 4 - Daytime running lights - switch-off (173); Immobilizer relay (185); Taxi alarm system relay (silent alarm)
- 5 - Taxi alarm system relay; Main beam relay; Hazard warning light relay (USA)
- 6 - Additional main beam relay (USA)
- 7 - Fog light relay (381)
- 8 - Multifunction steering wheel relay (451); Multifunction steering wheel relay (452)
- 9 - Multifunction steering wheel relay (451); Multifunction steering wheel relay (452)
- 10 - Additional diesel pump relay - unit injector (167); Additional diesel pump relay - TDI (373); Brake servo relay (373)



## Passat

### Fitting Locations

**No. 208 / 2**

- 11 - Hazard warning system relay (USA) (200); Taxi alarm system relay
- 12 - Dual tone horn additional relay (USA) (53); Taxi alarm system relay
- 13 - Starter inhibitor and reversing light relay (175); Starter inhibitor relay (clutch pedal switch) (53)

### Fuses on 13 position relay carrier

- A - Fuses for police 25 A, 10 A; Taxi, 25 A; Digital Sound Package, 30 A
- B - Fuses for police 25 A, 5 A; Taxi, 20 A; Left additional main beam (USA), 10 A
- C - Brake servo vacuum pump fuse, 15 A; fuses S333, S343 for DVD, 7.5 A
- D - Rear electric socket fuse, 20 A
- E - Fuses for police 25 A, 5 A; Taxi, 5 A; Right additional main beam (USA), 10 A; fuses S333, S343 for DVD, 7.5 A

# Passat

## Fitting Locations

**No. 208 / 3**

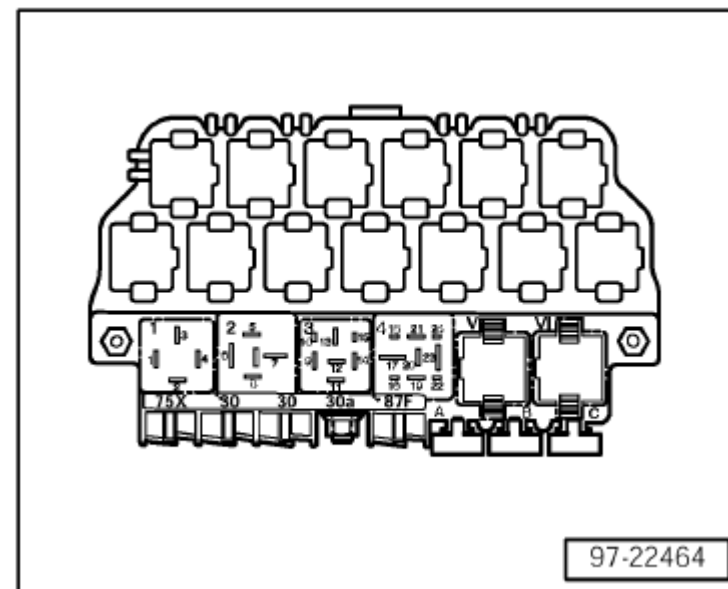
### Relay plate assignment

#### Relay locations on relay plate

- 1 - Dual tone horn relay (53)
- 2 - X-contact relief relay (370)
- 3 - Vacant
- 4 - Fuel pump relay (372), (409); Glow plug relay (202)
- V - Automatic intermittent wash and wipe relay (377), (389); Wiper rain sensor relay (192)
- VI - Automatic intermittent wash and wipe relay (377), (389); Wiper rain sensor relay (192)

#### Fuses on relay plate

- A - Luggage compartment electric socket I fuse, 20 A
- B - Luggage compartment electric socket II fuse, 20 A
- C - Fuses for police, 25 A/10 A; Fuses for taxi, 10 A



# Passat

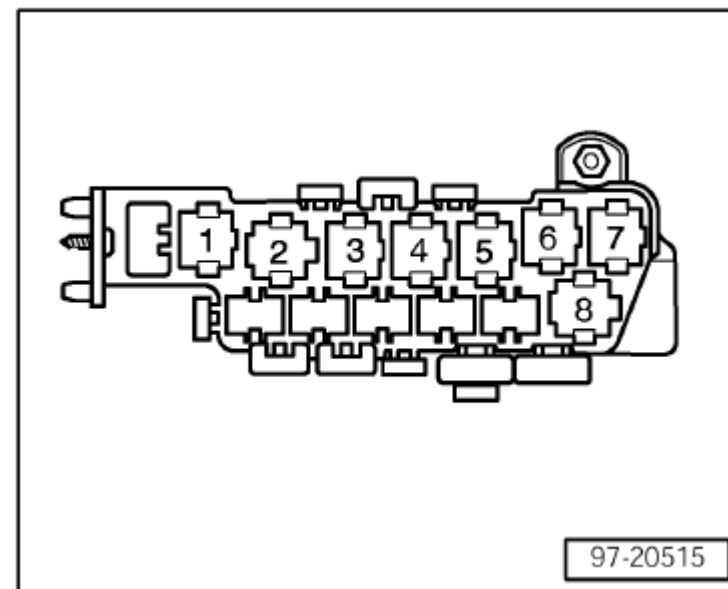
## Fitting Locations

**No. 208 / 4**

### Relay locations on 8 position additional relay carrier behind relay plate

#### Relay locations on relay plate

- 1 - Vacant
- 2 - Vacant
- 3 - Radiator fan (80 W) relay (373); Radiator fan run-on relay (373) only right-hand drive
- 4 - Vacant
- 5 - Radiator fan relay - 1st speed (373)
- 6 - Radiator fan run-on relay (373); Radiator fan relay (370) only right-hand drive
- 7 - ABS with ESP relay (373)
- 8 - Radiator fan relay (370)



# Passat

## Fitting Locations

**No. 208 / 5**

### Fuses on 8 position additional relay carrier

- ◆ ABS return flow pump single fuse, 30 A
- ◆ Digital Sound Package single fuse, 30 A
- ◆ Window regulator single fuse, 30 A,
- ◆ Radiator fan single fuse, 5 A, Digital Sound Package single fuse, 30 A only right-hand drive
- ◆ Window regulator single fuse, 30 A only right-hand drive, Radiator fan single fuse, 30 A, 40 A, 60 A
- ◆ ABS return flow pump single fuse, 50 A, 30 A,
- ◆ Front passenger seat adjustment single fuse, 30 A, Driver seat adjustment single fuse, 30 A only right-hand drive
- ◆ Driver seat adjustment single fuse, 30 A, Digital Sound Package single fuse, 30 A only right-hand drive, Radiator fan single fuse, 60 A only right-hand drive
- ◆ Anti-theft alarm - turn signal single fuse, 30 A,
- ◆ Anti-theft alarm - horn single fuse, 15 A, Alarm horn single fuse, 10 A only right-hand drive
- ◆ Front passenger seat adjustment single fuse, 30 A, only right-hand drive

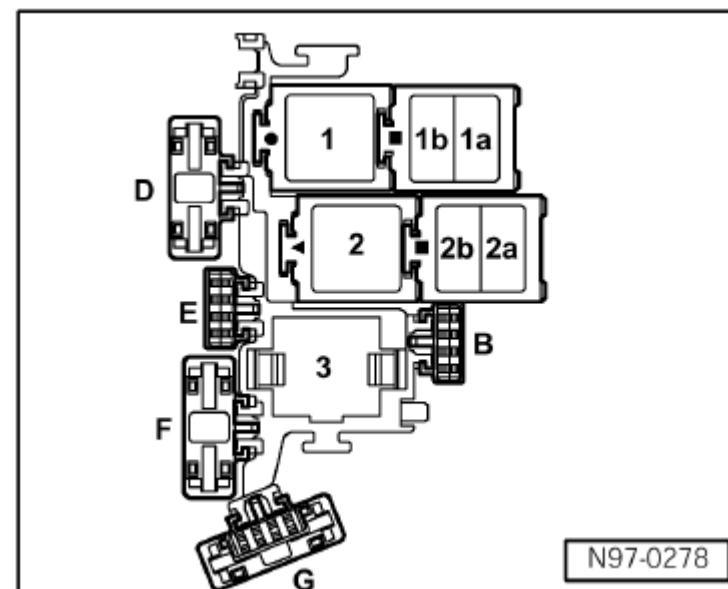
# Passat

## Fitting Locations

**No. 208 / 6**

### Relays and fuses in protective housing for control units on left in engine compartment

- 1 - Motronic current supply relay (167), for 4.0 l engine
- 2 - Secondary air pump relay (373), (100)
- 3 - Engine control unit current supply relay (219), (429); Additional pump relay (53), (411), Terminal 30 current supply relay
- B - Engine electrics fuse (S116), 15 A, Additional pump fuse, 5 A
- D - Secondary air pump fuse (S130), 40 A; Glow plugs fuse 60 A, 80 A
- E - Ignition coils fuse (S115), 40 A, Engine control unit fuse, 5 A only right-hand drive
- F - Engine control unit fuse (S102), 5 A; Glow plugs fuse 60 A, 80 A; Automatic glow period control unit fuse (S125), 80 A
- G - Engine electrics - injectors (S282), 10 A, for right-hand drive: different location for this fuse; Lambda probe fuse (S73), 10 A



# Passat

## Fitting Locations

**No. 208 / 7**

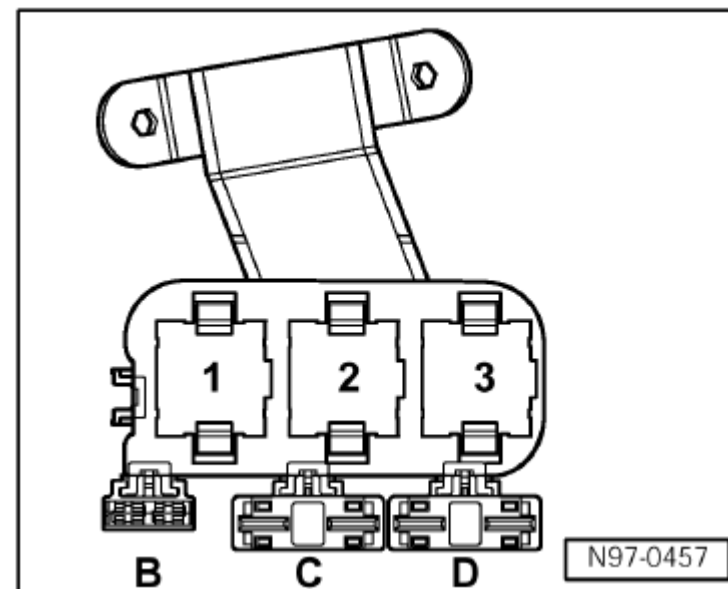
### Relay plate assignment, behind 13 position relay carrier

#### Relay position assignment on relay plate:

- 1 - J360 - High heat output relay (373), only with auxiliary heater, 35 A
- 2 - Not assigned
- 3 - J359 - Low heat output relay (370), only with auxiliary heater, 50 A

#### Fuse assignment on relay plate:

- B - Vacant
- C - High heat output relay fuse (S143), (60 A)
- D - Low heat output relay fuse (S109), (40 A)



## Passat

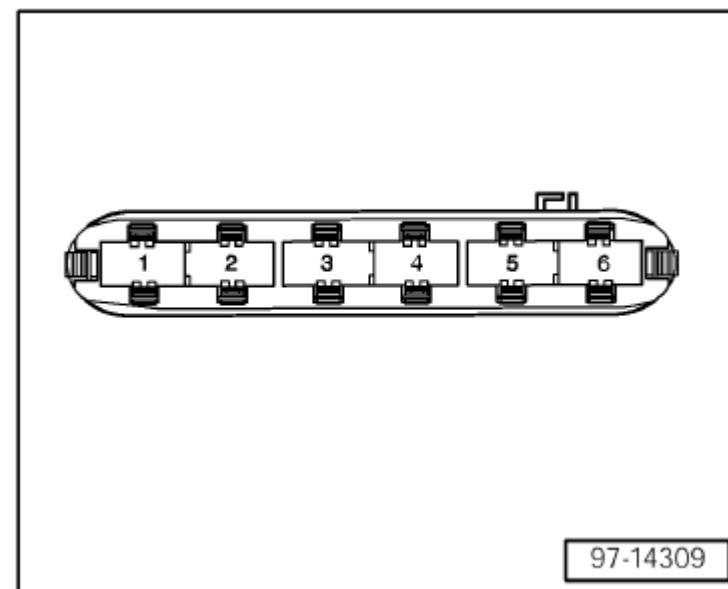
### Fitting Locations

**No. 208 / 8**

#### Connector assignment, on protective housing for control units on left in engine compartment

Colour of wiring harness to wiring harness

- 1 black, dash panel, engine compartment - right
- 2 brown, dash panel, engine compartment - right
- 3 red, dash panel, engine compartment - right
- 4 yellow, dash panel, engine compartment - right
- 5 blue, dash panel, engine compartment - right
- 6 white, dash panel, engine compartment - right





# Passat

## Fitting Locations

**No. 208 / 9**

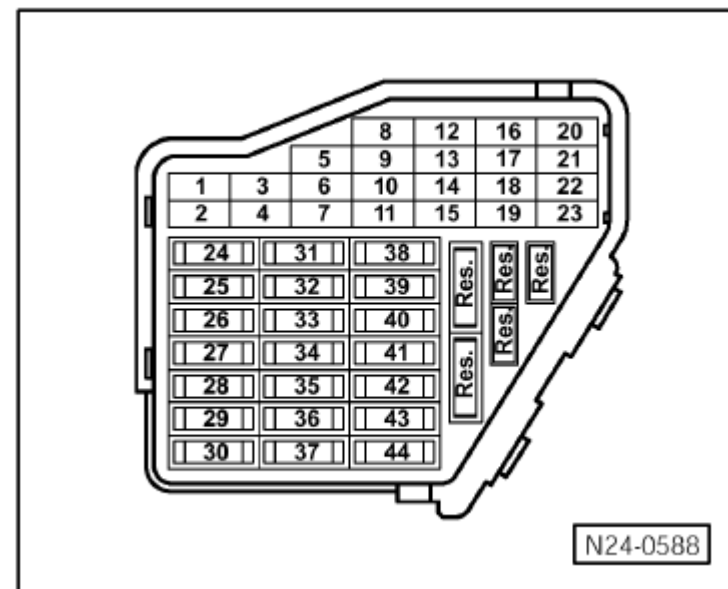
### Fuse assignment on fuse holder on left behind dash panel

#### Fuse colours

- ♦ 30 A - Green
- ♦ 25 A - White
- ♦ 20 A - Yellow
- ♦ 15 A - Blue
- ♦ 10 A - Red
- ♦ 7.5 A - Brown
- ♦ 5 A - Beige
- ♦ 3 A - Purple

**Note:**

Fuses from S 23 are designated with an additional 2 in the Current Flow Diagram.



**Passat****Fitting Locations****No. 208 / 10****Fuse assignment:**

1	- Heated washer jets	5 A	17	- Two-way radio for special vehicles, electric socket Telematics (USA)	10 A 15 A
2	- Turn signal system	10 A	18	- Right main beam	10 A
3	- Windscreen heater	5 A	19	- Left main beam	10 A
4	- Number plate light	5 A	20	- Right dipped beam	15 A
5	- Heated seats, air conditioning system, Telematics, multifunction steering wheel, solar roof, mirror, garage door opener	10 A	21	- Left dipped beam	15 A
6	- Convenience system central control unit	5 A	22	- Side light right	5 A
7	- ABS, brake light switch, cruise control system, engine control unit	10 A	23	- Side light left	5 A
8	- Automatic headlight range control	5 A	24	- Wiper system	25 A
9	- Parking aid	5 A	25	- Fresh air blower, recirculated air system, air conditioning system, solar roof	30 A
10	- CD changer, telephone, Telematics, multifunction steering wheel, navigation system, radio	5 A	26	- Heated rear window	30 A
11	- Seat adjustment with memory function	5 A	27	- Rear window wiper	15 A
12	- Self-diagnosis connection voltage supply	10 A	28	- Fuel pump, additional diesel pump	20 A
13	- Brake lights	10 A	29	- Engine control unit, radiator fan	20 A
14	- Convenience system central control unit	10 A	30	- Sliding/tilting sunroof	20 A
15	- Dash panel insert, air conditioning system, automatic gearbox	10 A	31	- Reversing lights, CCS, automatic gearbox, revolution boost, mirror, frequency valve, diagnostic socket, alarm control unit for special vehicles	15 A
16	- ABS, steering angle sender	5 A	32	- Engine control unit, CCS	20 A

**Passat****Fitting Locations****No. 208 / 11****Fuse assignment:**

33	- Cigarette lighter	15 A
34	- Engine control unit	15 A
35	- Trailer towing coupling socket	30 A
36	- Fog lights	15 A
37	- Radio system, navigation	20 A
38	- Convenience system central control unit, door control unit	15 A
39	- Hazard warning lights system	15 A
40	- Dual tone horn	25 A
41	- Telematics (USA)	25 A
42	- ABS with ESP	25 A
43	- Exhaust gas recirculation, coolant temperature sender, engine control unit	15 A
44	- Seat heating	30 A